



















keeping up with



week 3

week 2 - Data visualisation

| No. | Title | YouTube | MediaHopper | Slides | Length |
|-----|-------------------------------|---|---|---|--------|
| 01 | Keeping up with IDS |  |  |  | 10:25 |
| 02 | Data and visualisation |  |  |  | 23:52 |
| 03 | Visualising data with ggplot2 |  |  |  | 21:40 |
| 04 | Visualising numerical data |  |  |  | 23:57 |
| 05 | Visualising categorical data |  |  |  | 06:28 |
| 06 | AE: StarWars + Dataviz |  |  | | 05:18 |

Week 3 - Data Wrangling & Tidying

| Week | Day | Activity | Date |
|--------|-----|----------|--------|
| Week 2 | M | Exchange | Sep 28 |
| | T | L 0 | Sep 29 |
| | Th | HW 0 | Oct 1 |
| | F | | Oct 2 |
| Week 3 | M | | Oct 5 |
| | T | L 1 | Oct 8 |
| | W | Course | Oct 7 |
| | F | Exchange | Oct 9 |
| | Sa | | Oct 10 |
| | Su | Q 1 | Oct 4 |
| | Su | Q 2 | Oct 11 |

Navigating course materials

- 👁️ Watch the videos!
- 👁️ Do the AEs
- 👁️ Attend live sessions / watch later

Getting help

- 👁 Piazza!
- 👁 Student hours